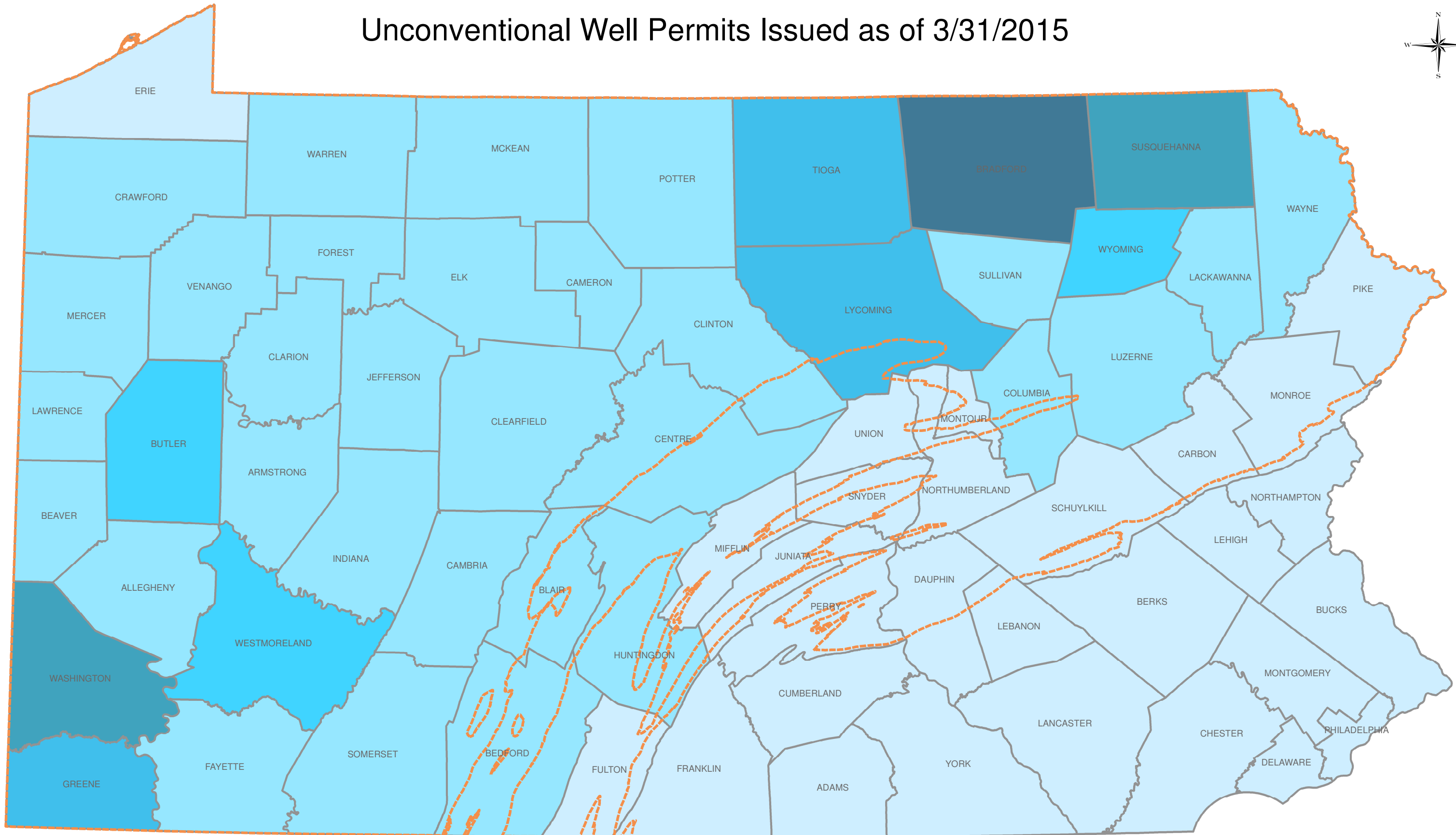
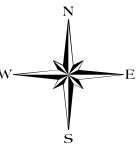


Unconventional Well Permits Issued as of 3/31/2015



50

Miles

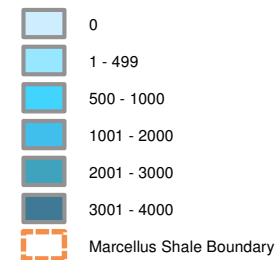


April 1, 2015

Data provided by DEP's Oil and Gas Reports

http://www.portal.state.pa.us/portal/server.pt/community/oil_and_gas_reports/20297

Number of Well Permits Issued



Number of Well Permits by County

3575, BRADFORD	260, POTTER	29, LACKAWANNA	0, CARBON	0, MONTGOMERY
2233, SUSQUEHANNA	234, MCKEAN	25, CAMBRIA	0, CHESTER	0, MONTGOMERY
2147, WASHINGTON	194, CENTRE	21, WAYNE	0, CUMBERLAND	0, NORTHAMPTON
1818, TIOGA	185, CLINTON	18, VENANGO	0, DELAWARE	0, NORTHAMPTON
1709, LYCOMING	171, BEAVER	16, COLUMBIA	0, DAUPHIN	0, PERRY
1646, GREENE	170, JEFFERSON	15, LUZERNE	0, ERIE	0, PHILADELPHIA
780, BUTLER	129, ALLEGHENY	12, WARREN	0, FRANKLIN	0, PIKE
522, WYOMING	115, INDIANA	9, BLAIR	0, FULTON	0, SCHUYLKILL
517, WESTMORELAND	104, CLARION	8, CRAWFORD	0, JUNIATA	0, SNYDER
455, FAYETTE	103, CAMERON	3, HUNTINGDON	0, LANCASTER	0, UNION
436, CLEARFIELD	103, LAWRENCE	2, BEDFORD	0, LEBANON	0, YORK
364, SULLIVAN	62, MERCER	0, ADAMS	0, LEHIGH	
361, ARMSTRONG	56, FOREST	0, BERKS	0, MIFFLIN	
319, ELK	55, SOMERSET	0, BUCKS	0, MONROE	